

MID-T

# ***ANNUAL REPORT***

OF

Midvale Telephone Company

**NAME**

2205 Keithley Creek Rd.  
PO Box 7  
Midvale ID 83645

**ADDRESS**

TO THE

**IDAHO PUBLIC**

**UTILITIES COMMISSION**

FOR THE

YEAR ENDED 2014

IDAHO PUBLIC  
UTILITIES COMMISSION

2015 MAY -1 AM 8:19

RECEIVED

**ANNUAL REPORT OF SMALL TELEPHONE COMPANIES TO  
THE IDAHO PUBLIC UTILITIES COMMISSION  
FOR THE YEAR ENDING December 31,2014**

**COMPANY INFORMATION**

Exact name of utility: Midvale Telephone Company  
 Address of principal office: PO Box 7 Midvale Idaho 83645  
 Telephone Number (Area Code - 208) 355-2211  
 Cities or towns served: Midvale, Lakeview, Stanley, Warren, Warm Lake, Yellow Pine, Weiser

Name and title of officer having custody of the general corporate books of account: \_\_\_\_\_  
John Stuart, CEO

Address of office where corporate books are kept and phone number: \_\_\_\_\_  
2205 Keithley Creek Rd, Midvale, Idaho 83645 and (208)-355-2211

Organized under the laws of the State of: Idaho

Date of organization: March 19, 1959

Form of organization (proprietorship, association, corporation): S Corporation

If a Subchapter S Corporation, please specify: S Corporation

Name and address of controlling company, if any: \_\_\_\_\_  
Midvale Telephone Exchange, Inc.

Names of affiliated companies. Give address and description of business: \_\_\_\_\_  
Syringa Networks, 3795 Development Avenue, Boise ID 83705

**OFFICERS**

Report below the title, name and office address of each general officer of the utility at the end of the year. If there were any changes during the year, show the name, title, and address of the previous officer and the date of change.

<b>Title</b>	<b>Name</b>	<b>Address</b>
CEO	John Stuart	823 W. 1st ST, Weiser ID 83672
CFO	Nick Rynearson	PO Box 7, Midvale ID 83645
COO	Dennis Farrington	PO Box 7, Midvale ID 83645
President	Lane Williams	PO Box 7, Midvale ID 83645
Vice Pres.	Bruce Goslovich	10069 W. Quail Stone St. Boise ID 83709
Sec/Treas	Linda Klind	PO Box 7, Midvale ID 83645
Director	Emma Gross	1866 S Lincoln St. Salt Lake City, UT 84105
Director	Gary Horton	782 E. Cinnabar Dr. Cottonwood, AZ 86326

**DIRECTORS**

List the name of each person who was a member of the Board of Directors at any given time during the year: (Fees related to meetings only.)

<b>Name</b>	<b>Term Expired or Current Term Will Expire</b>	<b>Meetings Attended This year</b>	<b>Fees Paid During Year</b>
Lane Williams	2015	6	58,514
Bruce Goslovich	2015	6	27,196
Linda Klind	2015	6	27,196
Emma Gross	2015	6	27,196
Gary Horton	2015	6	27,196

Name of Chairman of the Board: Lane Willaims  
 Name of Secretary (or Clerk) of Board: Linda Klind  
 Number of Meetings of the Board during the year: 6

**MANAGERS**

List the name of each person who performed management duties for the Company during the year, and the total wages and bonuses paid to those persons: (Do not include Director fees in these amounts.)

<b>Name</b>	<b>Title</b>	<b>Wages and Bonuses Paid</b>
John Stuart	Chief Executive Officer	118,414
Nick Rynearson	Chief Financial Officer	69,642
Dennis Farrington	Chief Operations Officer	106,303
Joe Delatorre	NW Operations Manager	58,857
Fred Bruce	Switch Manager	83,083
Rob Vowell	Plant Records Manager	59,321
Sam McClary	IT Manager	75,188
Diana Holmes	HR Manager	57,197
Gary Coffelt	Construction Manager	66,930
Missy Harrison	CSR Manager	57,018



**BALANCE SHEET**  
**Assets and Other Debits**

Title of Account	Balance Beginning of Year	Balance at End of Year	Increase or (Decrease)
<b>Current Assets</b>			
1120 Cash and Equivalents	439,455	1,447,369	1,007,914
1130 Cash			-
1140 Special Cash Deposits			-
1150 Working Cash Advances			-
1160 Temporary Investments			-
1180 Telecommunications Accts. Receivable	261,147	289,717	28,570
1181 Accts. Rec. Allow. -Telecommunications			-
1190 Other Accounts Receivable	937,718	1,291,369	353,651
1191 Accounts Receivable Allow. - Other			-
1200 Notes Receivable			-
1201 Notes Receivable Allowance			-
1210 Interest & Dividends Receivable			-
1220 Material and Supplies	487,478	360,947	(126,531)
1280 Prepayments	114,217	204,190	89,973
1290 Prepaid Rents			-
1300 Prepaid Taxes			-
1310 Prepaid Insurance			-
1320 Prepaid Directory Expenses			-
1330 Other Prepayments			-
1350 Other Current Assets			-
<b>Noncurrent Assets</b>			
1401 Investment in Affiliated Companies	2,322,087	2,452,375	130,288
1402 Investment in Nonaffiliated Companies	89,143	89,143	-
1406 Nonregulated Investments	56,936	60,825	3,889
1407 Unamortized Debt Issuance Expense			-
1408 Sinking Funds			-
1410 Other Noncurrent Assets			-
1438 Deferred Maintenance & Retirements			-
1439 Deferred Charges			-
1500 Other Jurisdiction Assets - Net			-
<b>Property, Plant and Equipment</b>			
2001 Telecommunications Plants in Service	36,600,132	36,332,816	(267,316)
2002 Prop. Held for Future Telecom. Use	145,295	121,533	(23,762)
2003 Telecom. Plant under Constr. - Short Term	1,903,024	2,325,188	422,164
2004 Telecom. Plant under Constr. - Long Term	-		-
2005 Telecom. Plant Adjustment			-
2006 Nonoperating Plant	2,362,887	2,519,322	156,435
2007 Goodwill			-
<b>Depreciation and Amortization Accounts</b>			
3100 Accumulated Depreciated	(21,032,483)	(22,543,976)	(1,511,493)
3200 Accum. Depre. - Held for Future Use	(26,629)	(14,966)	11,663
3300 Accumulated Depreciation - Nonoperating	(1,045,913)	(1,265,249)	(219,336)
3400 Accumulated Amortization - Tangible			-
3410 Accum. Amort. - Capitalized Leases			-
3420 Accum. Amort. - Leasehold Improvements			-
3500 Accumulated Amortization - Intangible			-
3600 Accumulated Amortization - Other			-
<b>TOTAL ASSETS</b>	<b>23,614,494</b>	<b>23,670,603</b>	<b>56,109</b>

**BALANCE SHEET**  
**Liabilities & Stockholders' Equity**

Title of Account	Balance Beginning of Year	Balance at End of Year	Increase or (Decrease)
<b>Current Liabilities</b>			
4010 Accounts Payable	481,160	433,144	(48,016)
4020 Notes Payable	-	-	-
4030 Advance Billings and Payments	131,088	137,081	5,993
4040 Customer Deposits	-	-	-
4050 Current Maturities - Long -Term Debt	1,423,433	999,457	(423,976)
4060 Current Maturities - Capital leases	-	-	-
4070 Income Taxes - Accrued	-	-	-
4080 Other Taxes - Accrued	-	-	-
4100 Net Current Defer. Oper. Income Taxes	-	-	-
4110 Net Current Defer. Nonoper. Income Taxes	-	-	-
4120 Other Accrued Liabilities	788,570	1,095,472	306,902
4130 Other Current Liabilities	-	-	-
<b>Long-Term Debt</b>			
4210 Funded Debt	10,509,676	9,941,799	(567,877)
4220 Premium on Long-Term Debt	-	-	-
4230 Discount on Long-Term Debt	-	-	-
4240 Reacquired Debt	-	-	-
4250 Obligations Under Capital Leases	-	-	-
4260 Advances from Affiliated Companies	-	-	-
4270 Other Long-Term Debt	-	-	-
<b>Other Liabilities &amp; Deferred Credits</b>			
4310 Other Long-Term Liabilities	-	-	-
4320 Unamort. Oper. Invest. Tax Credits - Net	-	-	-
4330 Unamort. Nonoper. Invest. Tax Credits - Net	-	-	-
4340 Net Noncurrent Defer. Oper. Income Taxes	-	-	-
4350 Net Noncur. Defer. Nonoper. Income Taxes	-	-	-
4360 Other Deferred Credits	-	-	-
4370 Other Juris. Liab. & Def. Credits - Net	-	-	-
<b>Stockholders' Equity</b>			
4510 Capital Stock	25,000	32,910	7,910
4520 Additional Paid-In Capital	7,910	-	(7,910)
4530 Treasury Stock	(64,000)	-	64,000
4540 Other Capital	-	-	-
4550 Retained Earnings	10,311,657	11,030,740	719,083
<b>TOTAL LIAB. &amp; OTHER CREDITS</b>	<b>23,614,494</b>	<b>23,670,603</b>	<b>56,109</b>

**ANALYSIS OF TELECOMMUNICATIONS PLANT IN SERVICE**

**TOTAL Company Basis**

	Balance Beginning of Year	Additions During year	Plant Retired or Sold	Transfers and Adjustments	Balance End of Year
<b>Analysis of Telecommunications Plant in Service</b>					
2111 Land	366,955				366,955
2112 Motor Vehicles	141,416	5,179			146,595
2113 Aircraft	-				-
2114 Special Purpose Vehicles	-				-
2115 Garage Work Equipment	-				-
2116 Other Work Equipment	703,495	36,109	(39,586)		700,018
2116 Test Equipment	160,716	50,996		(43,872)	167,840
2121 Buildings	1,312,173	115,406			1,427,579
2122 Furniture	74,351				74,351
2123 Office Equipment	-				-
2124 General Purpose Computers	233,680	19,033			252,713
2211 Analog Electronic Switching	-				-
2212 Digital Electronic Switching	3,599,253	31,491	(65,815)		3,564,929
2215 Electro-Mechanical Switching	-				-
2220 Operator Systems	-				-
2231 Radio Systems	-				-
2232 Circuit Equipment	6,892,691	81,004	(247,295)		6,726,400
2232 ONT Equipment	867,593	74,905		(28,868)	913,630
2311 Station Apparatus	27,232				27,232
2321 Customer Premises Wiring	-				-
2341 Large Private Branch Exchanges	-				-
2351 Public Telephone Terminal Equipment	928				928
2362 Other Terminal Equipment	-				-
2411 Poles	-				-
2421 Aerial Cable	-				-
2422 Underground Cable	-				-
2423 Buried Cable	21,917,569	330,857	(411,985)	(218,747)	21,617,694
2423 Mapping Program	277,295				277,295
2424 Submarine Cable	-				-
2426 Intrabuilding Network Cable	-				-
2431 Aerial Wire	-				-
2441 Conduit Systems	-				-
2681 Capital Leases	-				-
2682 Leasehold Improvements	24,785			43,872	68,657
2690 Intangibles	-				-
<b>TOTAL PLANT ACCOUNTS</b>	<b>36,600,132</b>	<b>744,980</b>	<b>(764,681)</b>	<b>(247,615)</b>	<b>36,332,816</b>

**ANALYSIS OF TELECOMMUNICATIONS PLANT ACCOUNTS**  
**IDAHO Operations Only**

**Analysis of Telecommunications Plant in Service**

	Balance Beginning of Year	Additions During Year	Plant Retired or Sold	Transfers and Adjustments	Balance End of Year
2111 Land	314,738				314,738
2112 Motor Vehicles	111,676				111,676
2113 Aircraft	-				-
2114 Special Purpose Vehicles	-				-
2115 Garage Work Equipment	-				-
2116 Other Work Equipment	540,043	22,159	(39,586)		522,616
2116 Test Equipment	113,662	16,219			129,881
2121 Buildings	1,080,704	27,027			1,107,731
2122 Furniture	-				-
2123 Office Equipment	60,141				60,141
2124 General Purpose Computers	193,633	19,033			212,666
2211 Analog Electronic Switching	-				-
2212 Digital Electronic Switching	1,776,321	11,704	(65,294)		1,722,731
2215 Electro-Mechanical Switching	-				-
2220 Operator Systems	-				-
2231 Radio Systems	-				-
2232 Circuit Equipment	3,166,767	38,446			3,205,213
2232 ONT Equipment	190,794	2,428			193,222
2311 Station Apparatus	27,232				27,232
2321 Customer Premises Wiring	-				-
2341 Large Private Branch Exchanges	-				-
2351 Public Telephone Terminal Equipment	928				928
2362 Other Terminal Equipment	-				-
2411 Poles	-				-
2421 Aerial Cable	-				-
2422 Underground Cable	-				-
2423 Buried Cable	8,512,837	56,778			8,569,615
2423 Mapping Program	159,759				159,759
2424 Submarine Cable	-				-
2426 Intrabuilding Network Cable	-				-
2431 Aerial Wire	-				-
2441 Conduit Systems	-				-
2681 Capital Leases	-				-
2682 Leasehold Improvements	-				-
2690 Intangibles	-				-
<b>TOTAL PLANT ACCOUNTS</b>	<b>16,249,235</b>	<b>193,794</b>	<b>(104,880)</b>	<b>-</b>	<b>16,338,149</b>



**ANALYSIS OF ENTRIES IN ACCUMULATED DEPRECIATION**  
Account 3100

	TOTAL Company Basis					
	Balance Beginning of Year	Depreciation Rate*	Credits During Year	Retirements and Adjustments	Balance End of Year	
<b>Analysis of Entries in Accumulated Depreciation</b>						
2112 Motor Vehicles	161,211	25%	893	600	162,704	
2113 Aircraft	-				-	
2114 Special Purpose Vehicles	-				-	
2115 Garage Work Equipment	-				-	
2116 Other Work Equipment	679,598	20%	15,262	(39,586)	655,274	
2116 Test Equipment	117,846	20%	9,979		127,825	
2116 Lease hold equipment	12,114	20%	13,892		26,006	
2121 Buildings	569,764	3%	39,217		608,981	
2122 Furniture	-				-	
2123 Office Equipment	69,752	14%	675		70,427	
2124 General Purpose Computers	233,680	20%	16,253		249,933	
2211 Analog Electronic Switching	-				-	
2212 Digital Electronic Switching	2,022,639	12.5%	373,277	(65,815)	2,330,101	
2215 Electro-Mechanical Switching	-				-	
2220 Operator Systems	-				-	
2231 Radio Systems	-				-	
2232 Circuit Equipment	5,368,188	10%	623,053	(247,294)	5,743,947	
2232 ONT Equipment	390,068	20%	163,964		554,032	
2311 Station Apparatus	27,232	10%			27,232	
2321 Customer Premises Wiring	-				-	
2341 Large Private Branch Exchanges	-				-	
2351 Public Telephone Terminal Equipment	928	10%			928	
2362 Other Terminal Equipment	-				-	
2411 Poles	-				-	
2421 Aerial Cable	-				-	
2422 Underground Cable	-				-	
2423 Buried Cable	11,201,968	6.7%	963,648	(411,985)	11,753,631	
2423 Mapping Program	177,495	20%	55,460		232,955	
2424 Submarine Cable	-				-	
2426 Intra-building Network Cable	-				-	
2431 Aerial Wire	-				-	
2441 Conduit Systems	-				-	
<b>TOTAL</b>	<b>21,032,483</b>		<b>2,275,573</b>	<b>(764,080)</b>	<b>22,543,976</b>	

**ANALYSIS OF ENTRIES IN ACCUMULATED DEPRECIATION**  
**Account 3100**

**IDAHO Operations Only**

**Analysis of Entries in Accumulated Depreciation**

	Balance Beginning of Year	Depreciation Rate*	Credits During Year	Retirements and Adjustments	Balance End of Year
2112 Motor Vehicles	130,471	25%			130,471
2113 Aircraft	-				-
2114 Special Purpose Vehicles	-				-
2115 Garage Work Equipment	523,192	20%	6,246	(39,586)	489,852
2116 Other Work Equipment	115,245	20%	6,494		121,739
2116 Test Equipment					
2116 Leasehold Improvements	528,468	20%	32,624		561,092
2121 Buildings	-				-
2122 Furniture	60,141	14%			60,141
2123 Office Equipment	193,633	20%	16,253		209,886
2124 General Purpose Computers	-				-
2211 Analog Electronic Switching	1,241,400	12.5%	222,476	(65,294)	1,398,582
2212 Digital Electronic Switching	-				-
2215 Electro-Mechanical Switching	-				-
2220 Operator Systems	-				-
2231 Radio Systems	-				-
2232 Circuit Equipment	2,299,362	10%	315,890		2,615,252
2232 ONT Equipment	111,964	20%	38,371		150,335
2311 Station Apparatus	27,232	10%			27,232
2321 Customer Premises Wiring	-				-
2341 Large Private Branch Exchanges	-				-
2351 Public Telephone Terminal Equipment	928	10%			928
2362 Other Terminal Equipment	-				-
2411 Poles	-				-
2421 Aerial Cable	-				-
2422 Underground Cable	-				-
2423 Buried Cable	6,062,707	6.7%	259,352		6,322,059
2423 Mapping Program	108,860	20%	31,953		140,813
2424 Submarine Cable	-				-
2426 Intrauilding Network Cable	-				-
2431 Aerial Wire	-				-
2441 Conduit Systems	-				-
<b>TOTAL</b>	<b>11,403,605</b>		<b>929,659</b>	<b>(104,880)</b>	<b>12,228,384</b>

\*Please list individual depreciation rate for each account.

## INVESTMENTS

Report below the investments in Accounts 1401, 1402 and 1406. Identify each investment as to the account in which included. Minor amounts in Account 1406 may be grouped by classes.

<u>Description</u>	<u>Date Acquired</u>	<u>Book Cost of Investments Disposed of This year</u>	<u>Book Cost of Investments Held at End of Year</u>
Cash surrender value of life insurance policies	12/7/2012		60,825
Rural Telephone Finance Company	1993		86,143
NECA Services, Inc.	10/2000		3,000
SYRINGA Cash Investment	9/2000		2,452,375
<b>Totals</b>			2,602,343

## RECEIVABLES

Itemize amounts show in Accounts 1180, 1190 and 1200. For notes receivable list each note separately and include the maturity date and interest rate. Minor amounts in Account 1210 may be combined.

<u>Name of Company</u>	<u>Amount at End of Year</u>	
	<u>Notes Receivable</u>	<u>Accounts Receivable</u>
Subscribers		371,372
Idaho USF		29,232
NECA		624,501
Carriers		61,362
USAC		3,619
MTE Communications		491,000
<b>Totals</b>		1,581,086

**NOTES PAYABLE**

For Notes Payable, list each note separately and include the maturity date and interest rate.

<u>Name of Creditor</u>	<u>Date of Note</u>	<u>Interest Rate</u>	<u>Due Date</u>	<u>Face Amount</u>
Title Financial Spec. Svcs.	5/30/2012	5%	9/30/2022	187,863
Amerititle	1/19/2012	5%	2/20/2022	56,845
_____	_____	_____	_____	_____
_____	_____	_____	_____	_____
_____	_____	_____	_____	_____
_____	_____	_____	_____	_____
_____	_____	_____	_____	_____
_____	_____	_____	_____	_____
<b>Totals</b>	_____	_____	_____	<b>244,708</b>

**ACCOUNTS PAYABLE**

Report below all Accounts Payable amounting to more than \$100.00

<u>Name of Creditor</u>	<u>Amount</u>
See Attached List	418,920
_____	_____
_____	_____
_____	_____
_____	_____
_____	_____
_____	_____
_____	_____
<b>Totals</b>	<b>418,920</b>

**Midvale Telephone  
Accounts Payable >\$100  
December 31, 2014**

<b>VENDOR</b>	<b>AMOUNT</b>
SRP	\$ 475.58
Ameriben Solutions / IEC Group	504.00
Arizona Dept of Revenue	1,736.27
Arizona Public Service Co	658.19
Bankcard Center - Zions	30,106.11
Bennett Oil	465.23
Carpathia Hosting, Inc.	1,302.84
City of Midvale	158.20
City of Weiser	209.79
Clear Creek Disposal	214.49
Codale Electric Supply	8,292.47
Computer Technology, Inc.	7,485.08
Core Telecom Systems, Inc.	8,631.47
Farmer's Supply Cooperative	1,793.37
Fastenal Company	853.57
Graybar Electric Co, Inc.	513.05
Griffin's Propane, Inc.	186.73
Hardin Sanitation	118.82
Troy Harris	552.41
Idaho Power	1,767.80
Idaho State Tax Commission	5,558.00
Intermountain Gas Company	265.71
Jerry's Auto Parts	200.90
Kennedy Fuel and Feed Supply	311.50
Kenworth Sales Company	13,086.58
L & J Electric, LLC	624.78
Millennium Technology Part	5,648.72
Modern Enterprise Solutions	3,771.36
Monte R. Lee & Company	8,558.03
MTV Networks	318.93
National Cable TV Coop	807.35
Neustar, Inc	891.34
Power and Telephone Supply	288,282.62
Ragan Communications	109.00
Safeguard Business System	304.11
Salmon River Electric Coop	970.97
Sulphur Springs Valley Coop	1,797.33
Sulphur Springs Valley Coop	1,134.83
Terex Services	2,428.29
Les Schwab Tires	170.11
Toly Digital Networks Inc.	3,089.94
Tower Distribution Company	100.00

**Midvale Telephone  
Accounts Payable >\$100**

<b>December 31, 2014</b>	
Transaction Network Services	1,333.35
Verizon Wireless	2,229.72
Weiser Auto Parts	269.80
Weiser Signal Americal	155.00
Ken Weyers	825.00
Lane R. Williams	501.20
ANPI, LLC	9,149.67
<b>TOTAL</b>	<b>\$ 418,919.61</b>

**LONG - TERM DEBT**

**Accounts 4210, 4240, 4250, 4260, 4270 and 4310**

List the required data for each obligation included in these accounts, grouping them by account number and showing totals for each account. If any obligations mature serially or otherwise at various dates, give particulars in a note.

<u>Class &amp; Series of Obligation</u>	<u>Date of Issue</u>	<u>Date of Maturity</u>	<u>Fact Amount Authorized</u>	<u>Outstanding Year-End</u>	<u>Premium/ Discount</u>		<u>Interest for year</u>	
					<u>Total</u>	<u>Amortized Year</u>	<u>Rate</u>	<u>Amount</u>
RUS A	8/7/1980	8/7/2015	1,068,000	33,216			2%	Included below
RUS E	6/1/1992	6/1/2016	252,000	25,139			5%	Included below
RUS F	9/29/1994	9/29/2014	3,312,000	-			5%	Included below
RUS G	2/1/2002	2/1/2016	5,695,000	658,045			5%	Included below
RUS H	9/4/2007	9/4/2026	8,921,508	9,000,357			5%	Included below
BIP - YOUNG PROJ.	9/20/2010	9/20/2033	644,045	456,102			2.71% - 3.60%	Included below
BIP - STANLEY PROJ	9/21/2010	9/20/2033	380,751	215,033			2.71% - 2.79%	Included below
BIP - HENDERSON PROJ	9/22/2010	9/20/2035	334,924	296,462			2.40% - 2.85%	Included below
<b>TOTAL</b>				10,684,354				555,593.00

### CAPITAL STOCK

Report below the particulars called for concerning common and preferred stock at end of year, designating separate series of any general class. Show totals separately for common and preferred.

For each class of preferred stock, show the dividend rate and whether dividends are cumulative or noncumulative.

Show details in a footnote of capital stock sold during the year. Include number of shares, consideration received, premium or discount, and expenses incurred.

<u>Class &amp; Series of Stock</u>	<u>Number of Shares Authorized</u>	<u>Par Value per Share</u>	<u>Outstanding per Balance Sheet</u>	
			<u>Shares</u>	<u>Amount</u>
<u>COMMON</u>	<u>10,000</u>	<u>N/A</u>	<u>1,000</u>	<u>32,910</u>



**INCOME & RETAINED EARNINGS STATEMENT**

Item	Total Company	Idaho Only
Total Operating Income (from page 16)	10,302,241	4,369,594
Total Operating Expenses (from page 18)	<u>(8,646,995)</u>	<u>(3,965,053)</u>
7100 Other Operating Income and Expense	<u>                    </u>	<u>                    </u>
7210 Operating Investment Tax Credits-Net	<u>                    </u>	<u>                    </u>
7220 Operating Federal Income Taxes	<u>                    </u>	<u>                    </u>
7230 Operating State and Local Income Taxes	<u>                    </u>	<u>                    </u>
7240 Operating Other Taxes	<u>(270,375)</u>	<u>(50,625)</u>
7250 Provision for Deferred Operating Income Taxes-Net	<u>                    </u>	<u>                    </u>
7200            Operating Taxes (Total)	<u>(270,375)</u>	<u>(50,625)</u>
7310 Dividend Income	<u>                    </u>	<u>                    </u>
7320 Interest Income	<u>                    </u>	<u>                    </u>
7330 Income from Sinking and Other Funds	<u>                    </u>	<u>                    </u>
7340 Allowance for Funds Used During Construction	<u>                    </u>	<u>                    </u>
7350 Gains/Losses from the Disposition of Certain Property	<u>                    </u>	<u>                    </u>
7360 Other Nonoperating Income	<u>514,981</u>	<u>514,981</u>
7370 Special Charges	<u>                    </u>	<u>                    </u>
7300            Nonoperating Income and Expense	<u>514,981</u>	<u>514,981</u>
7410 Nonoperating Investment Tax Credits-Net	<u>                    </u>	<u>                    </u>
7420 Nonoperating Federal Income Taxes	<u>(180)</u>	<u>(20)</u>
7430 Nonoperating State and Local Income Taxes	<u>                    </u>	<u>                    </u>
7440 Nonoperating Other Taxes	<u>                    </u>	<u>                    </u>
7450 Provision for Deferred Nonoperating Income Taxes-Net	<u>                    </u>	<u>                    </u>
7400            Nonoperating Taxes	<u>(180)</u>	<u>(20)</u>
7510 Interest on Funded Debt	<u>(555,593)</u>	<u>(57,915)</u>
7520 Interest Expense-Capital Leases	<u>                    </u>	<u>                    </u>
7530 Amortization of Debt Issuance Expense	<u>                    </u>	<u>                    </u>
7540 Other Interest Deductions	<u>                    </u>	<u>                    </u>
7500            Interest and Related Items	<u>(555,593)</u>	<u>(57,915)</u>
7610 Extraordinary Income Credits	<u>                    </u>	<u>                    </u>
7620 Extraordinary Income Charges	<u>                    </u>	<u>                    </u>
7630 Current Income Tax Effect of Extraordinary Items-Net	<u>                    </u>	<u>                    </u>
7640 Provision for Deferred Income Tax Effect of Extraordinary Items-Net	<u>                    </u>	<u>                    </u>
7600            Extraordinary Items	<u>-</u>	<u>-</u>
7910 Income Effect of Jurisdictional Ratemaking Differences-Net	<u>                    </u>	<u>                    </u>
7990 Nonregulated Net Income	<u>(360,996)</u>	<u>(216,402)</u>
<b>AMOUNT TRANSFERRED TO RETAINED EARNINGS</b>	<u>983,083</u>	<u>594,560</u>

**OPERATING REVENUES**

Item	Total Company	Idaho Only
<b>Local Network Services Revenues</b>		
5001 Basic Area Revenue	720,931	341,366
5002 Optional Extended Area Revenue		
5003 Cellular Mobile Revenue		
5004 Other Mobile Services Revenue		
5010 Public Telephone Revenue		
5040 Local Private Line Revenue		
5050 Customer Premises Revenue		
5060 Other Local Exchange Revenue		
5069 Other Local Exchange Settlements		
<b>Network Access Services Revenues</b>		
5081 End User Revenue (SLC)	279,876	117,354
5082 Switched Access Revenue (Interstate)	7,677,342	3,079,718
5083 Special Access Revenue	794,963	340,370
5084 State Access Revenue (Intrastate)	565,833	431,745
Long Distance Network Services Revenues	256,159	56,962
5100 Long Distance Message Revenue - All		
<b>Miscellaneous Revenues</b>		
5230 Directory Revenue	7,236	2,073
5240 Rent Revenue		
5250 Corporate Operations Revenue		
5261 Special Billing Arrangements Revenue		
5262 Customer Operations Revenue		
5263 Plant Operations Revenue		
5264 Other Incidental Regulated Revenue	209	209
5269 Other Revenue Settlements		
5270 Carrier Billing & Collection Revenue		
<b>Uncollectible Revenues</b>		
5301 Uncollectible Revenue - Telecommunications	(308)	(203)
5302 Uncollectible Revenue - Other		
<b>TOTAL OPERATING REVENUES</b>	<b>10,302,241</b>	<b>4,369,594</b>

Please identify the following revenues:

NECA USF <u>\$3,228,608</u> . To what account were they booked?	5082
State USF <u>\$350,785</u> . To what account were they booked?	5084

**OPERATING REVENUES**

Item	Total Company	Idaho Only
<b>Plant Specific Operations Expense</b>		
6110 Network Support Expenses		
6112 Motor Vehicle Expense	10,498	10,498
6113 Aircraft Expense		
6114 Special Purpose Vehicles Expense		
6115 Garage Work Equipment Expense		
6116 Other Work Equipment Expense		
6120 General Support Expenses	66,164	36,356
6121 Land and Building Expenses		
6122 Furniture and Artworks Expense		
6123 Office Equipment Expense		
6124 General Purpose Computers Expense	178,661	144,439
6210 Central Office Switching Expenses	322,617	162,553
6211 Analog Electronic Expense		
6212 Digital Electronic Expense		
6215 Electro-Mechanical Expense		
6220 Operators System Expense		
6230 Central Office Transmission Expenses	2,805,852	1,135,228
6231 Radio Systems Expense		
6232 Circuit Equipment Expense		
6310 Information Origination/Termination Expense		
6311 Station Apparatus Expense		
6341 Large Private Branch Exchange Expense		
6351 Public Telephone Terminal Equipment Expense		
6362 Other Terminal Equipment Expense		
6410 Cable and Wire Facilities Expenses	1,219,466	666,281
6411 Pole Expense		
6421 Aerial Cable Expense		
6422 Underground Cable Expense		
6423 Buried Cable Expense		
6424 Submarine Cable Expense		
6425 Deep Sea Cable Expense		
6426 Intrabuilding Network Cable Expense		
6431 Aerial Wire Expense		
6441 Conduit Systems Expense		
<b>TOTAL PLANT SPECIFIC OPERATIONS EXPENSE</b>	<b>4,603,258</b>	<b>2,155,355</b>

## OPERATING REVENUES

Item	Total Company	Idaho Only
<b>Plant Nonspecific Operations Expense</b>		
6510 Other Property/Plant/Equipment Expenses		
6511 Property Held for Future Telecomm. Use Expenses		
6512 Provisioning Expense		
6530 Network Operations Expense		
6531 Power Expense		
6532 Network Administration Expense		
6533 Testing Expense		
6534 Plant Operations Administration Expense	131,054	69,622
6535 Engineering Expense	5,295	4,493
6540 Access Expense	100,819	46,377
6560 Depreciation and Amortization Expenses		
6561 Depreciation Expense-Telecom. Plant in Service	2,297,737	953,422
6562 Depreciation Expense-Property Held for Future Use	(11,663)	(11,663)
6563 Amortization Expense - Tangible		
6564 Amortization Expense - Intangible		
6565 Amortization Expense - Other		
<b>Total Plant Nonspecific Operations Expenses</b>	<b>2,523,242</b>	<b>1,062,251</b>
<b>Customer Operations Expense</b>		
6610 Marketing	3,732	2,791
6611 Product Management		
6612 Sales		
6613 Product Advertising		
6620 Services		
6621 Call Completion Services	600	600
6622 Number Services	5,964	4,451
6623 Customer Services	226,710	111,565
<b>Total Customer Operations Expense</b>	<b>237,006</b>	<b>119,407</b>
<b>Corporate Operations Expense</b>		
6710 Executive and Planning	333,795	155,183
6711 Executive		
6712 Planning		
6720 General and Administrative		
6721 Accounting and Finance	539,666	249,370
6722 External Relations		
6723 Human Resources		
6724 Information Management		
6725 Legal	46,298	21,209
6726 Procurement		
6727 Research and Development		
6728 Other General and Administrative	363,730	202,278
6790 Provision for Uncollectible Notes Receivable		
<b>Total Corporate Operations Expense</b>	<b>1,283,489</b>	<b>628,040</b>
<b>TOTAL OPERATING EXPENSES</b>	<b>4,043,737</b>	<b>1,809,698</b>

**CENTRAL OFFICE DATA**  
as of December 31, 2014 (unless otherwise indicated)

Name of Central Office: Midvale, Lakeview, Stanley, Warren, Warm Lake, Yellow Pine  
Prefix (es): 355, 222, 774, 636, 632, 633

Central Office Switch Type: Midvale, Stanley, Lakeview, & Warm Lake- Tagua T-7000, Warren & Yellow Pine - Redcom MDX

**Check all that apply:**  
Stand Alone x **Check one:** Electronic x  
Host      Analog      Electro-Mechanical       
Remote      Other:     

**Access Line Capacity**  
Design: 222, 355, 632, 774 - 10,000, 633 & 636 - 1,000  
**Access Lines in Use**  
Customer Lines: 827  
(Include Centrex, PAL, Semi-Pub.)

Installed/Equipped: Same  
Public Telephone Lines 17

Company Official Lines 64

Company Test Lines 97

**Classification of Customer Access**

	Residence			Business			Total Residence & Business
	Multi- Line	Single Line	Subtotal	Multi- Line	Single Line	Subtotal	
	1-Party	1-Party	Residence	1-Party	1-Party	Business	
Beginning of Year	661	661	661	45	120	165	826
New Connects	218	218	218	40	40	40	258
Disconnects	-219	-219	-219	-38	-38	-38	-257
End of Year	660	660	660	45	122	167	827

**Foreign Exchange:**

Dial Tone from this C.O.: NA  
Dial Tone from another C.O.: NA

**Directory Listings:**

Number of Customers with Nonpublished or Nonlisted: 76

**Custom Calling:**

Number of customers with at least one feature: 455  
Total number of features subscribed to: 8

**NUMBER OF CALLS COMPLETED BY CUSTOMERS DURING (Year) 2014.**

Local Exchange	Average # of Customer Lines in Use	Local Calls		Toll Calls Originated (Total of all Carriers)			Avg./ Line
		Number (1000s)	Avg./ Line	Intrastate	Interstate	Total	
1 222 - Lakeview	20	N/A	N/A	5,470	5,739	11,209	560
2 355 - Midvale	257	N/A	N/A	29,933	61,745	91,678	357
3 632 - Warm Lake	37	N/A	N/A	8,618	7,063	15,681	424
4 633 - Yellow Pine	69	N/A	N/A	9,510	14,927	24,437	354
5 636 - Warren	66	N/A	N/A	9,673	10,068	19,741	299
6 774 - Stanley	457	N/A	N/A	90,478	224,092	314,570	688
7							
8							
9							
10							
11							
12							
13							
14							
15							
16							
17							
18							

**ANNUAL REPORT FOR SMALL TELEPHONE COMPANIES  
YEAR ENDED DECEMBER 31, 2014.**

**CUSTOMER RELATIONS RULES COMPLIANCE**

Rule IDAPA 31.21.01.603  
Rule IDAPA 31.41.01.105

Please provide copies of:

Summary of Customer Relations Rules for Telephone Corporations

Idaho Telephone Solicitation Act Notification

Method of Notification:

Mailed separately to customers                      Yes   x      No       

Included in directory                                      Yes   x      No       

Date of notification        3/1/2015  

Alternate method of notification      \_\_\_\_\_

\_\_\_\_\_

\_\_\_\_\_

Rule IDAPA 31.41.01.403.02

Record of Complaints:

Number received by Company            0      

Category of complaints (if known):

Deposit Disputes                                      \_\_\_\_\_

Charges on Bill    \_\_\_\_\_

Denial/Termination                                      \_\_\_\_\_

Quality or Availability  
of Service    \_\_\_\_\_

Carrier Selection/Assignment                      \_\_\_\_\_

Miscellaneous    \_\_\_\_\_


Rev 3/02

CERTIFICATE


State of Idaho )  
 ) ss  
County of Washington )


WE, the undersigned John Stuart  
and Nick Rynearson  
of the Midvale Telephone Company utility,  
on our oath do severally say that the foregoing return has been prepared under our direction, from  
the original books, papers, and records of said utility; that we have carefully examined same, and  
declare the same to be a correct statement of the business affairs of said utility for the period  
covered by the return in respect to each and every matter and thing therein set forth, to the best of  
our knowledge, information and belief.

  
\_\_\_\_\_  
(Chief Officer)

  
\_\_\_\_\_  
(Officer in Charge of Accounts)

Subscribed and Sworn to Before Me this 30th day of April, (Year) 2015.

  
\_\_\_\_\_  
Notary Public



My Commission expires April 6, (Year) 2018.





2205 Keithley Creek Road  
P.O. Box 7  
Midvale, ID 83645  
208.355.2211  
Fax 208.355.2222

Annual Notices  
2014

**General**

MTE Communications (MTE) is a regulated local exchange carrier that provides telecommunication services in Idaho and Arizona. You may reach us at the telephone numbers listed above or at:

[www.mtecom.net](http://www.mtecom.net)      [info@mtecom.net](mailto:info@mtecom.net)

**MTE "Do Not Call" Policy**

MTE does not call customers for sales or marketing purposes and thus does not maintain an internal "Do Not Call" listing. If we have new or additional services available, we will send you that information in the form of a bill stuffer and/or post the information on our website, [www.mtecom.net](http://www.mtecom.net). If you receive a call from someone claiming to be from MTE and they are asking you to buy or subscribe to something, you should be immediately suspicious. We may still contact you, however, for non-solicitation purposes. This would include things like surveys, billing and other service-related matters. For over a century, customers have counted on MTE to respect and protect the privacy of information we obtain in the normal course of providing service. While we are working hard to serve you in new and exciting ways, our commitment to protecting your privacy remains as strong as ever.

**Limitations of Service**

MTE provides dial-tone services to the customer premises, usually marked by a network interface device. Customers are responsible for all inside wiring and any telecommunication devices they choose to connect to our network. MTE is not responsible for any damage to same while connected to the network. If customer-owned wire or equipment is suspected of jeopardizing the integrity of the overall network, MTE will act to protect the network. All service orders and trouble reports will be responded to promptly, in the order they are received, and in accord with all state applicable rules and regulations. MTE cannot be responsible for any loss of business due to a service outage and cannot guarantee service at any specific time. Please see our tariff on file with your state utility commission for full disclosures and limitations.

Arizona Corporation Commission  
1200 W Washington  
Phoenix AZ 85007  
[www.cc.state.az.us](http://www.cc.state.az.us)

Idaho Public Utility Commission  
472 W Washington 83702  
PO Box 83720  
Boise ID 83720-0074  
[www.puc.state.id.us](http://www.puc.state.id.us)

**State Discount Programs**

Each state, in which MTE offers service, has a telephone assistance program that is often paired with the Federal Lifeline program. Please contact your customer service representative at MTE, or visit your state's website to see if you qualify.

Idaho      <http://www.puc.state.id.us/consumer/itsap.pdf>  
Arizona      Website not available. Contact MTE for more information.

**Privacy Notice**

With the exception of directory information, MTE does not sell or release any personal information about our customers to anyone. We hold all customer information in strictest confidence.

**Credit Policy**

Although rules vary by state, in most cases, new customers can establish credit simply by providing a copy of their last phone bill showing it was current. In lieu of that, customers may establish credit by paying a \$50 deposit, which is then credited back to your account six months later, provided your account is in good standing.

(Continued on back)

[www.mtecom.net](http://www.mtecom.net)

*Employee Owned, Community Focused, Customer Centered*

### **Delinquent Payment Policy**

All bills are due and payable by the 20<sup>th</sup> of the month they were issued. We do our best to notify customers (both by mail and by phone) when their service is in jeopardy; regardless, it is the customer's responsibility to ensure payment in full and on time. Please feel free to contact your customer service representative for help with managing your account.

### **National Do Not Call List**

Registration of your telephone number on the National Do Not Call Registry is free-of-charge. Telephone numbers placed on the registry will remain on it permanently due to the Do-Not-Call Improvement Act of 2007, which became law in February 2008. You may remove your number from the list at any time. The Do Not Call Registry does not prevent all unwanted calls, such as the following:

- Calls from organizations with which you have established a business relationship;
- Calls for which you have given prior written permission;
- Calls which are not commercial or do not include unsolicited advertisements; or
- Calls by political organizations, charities or telephone surveyors

Subscribers may register their residential telephone number, *including wireless numbers*, on the national Do Not Call registry by calling (888) 382-1222 (TTY call (866)290-4236) or on the website: [www.donotcall.gov](http://www.donotcall.gov) Subscribers must call from the number they wish to register. Telemarketers and sellers are required to search the registry at least once every month and drop from their call-list the phone numbers of subscribers who have registered.

**How to File a Complaint:** A complaint can be filed by completing the form provided on the website ([www.donotcall.gov](http://www.donotcall.gov)) or by calling (888) 225-5322 (TTY call (888) 835-5322). Your complaint should include:

- Name, address, and phone number where you can be reached during the business day;
- Phone number involved with the complaint; and
- As much specific information as possible, including the telemarketer or company contacting you, the date on which you placed your number on the Do-Not-Call registry or made a company-specific do-not-call request, and the dates of any subsequent telemarketing calls from that telemarketer or company.

Please do not hesitate to call if there is anything we can do or with questions you need answered.

2013 FORM 1 INPUT MASTER										
COMPANY NAME: Midvale Telephone Company, Inc.										
For The Year Ended: December 31, 2013										
Separated Results of Idaho Operations										
FCC Account and Description	Note No.	Line No.	Total Idaho Operations Subject To Separations	Interstate Operation			Intrastate Operation			Total
				MTS & WATS Switched Access	TOLL PLS Special Access	Total	MTS & WATS Switched Access	TOLL PLS Special Access	Local (other)	
<b>SUMMARY</b>										
Operating Revenues										
50XX Local -Billed	(1)	1.	344,956						344,956	344,956
-EAS Billed	(1)	2.	-						-	-
-EAS Settlement	(1)	3.	-						-	-
508X Access-SLC (End User)	(2)	4.	459,967	109,182		109,182			350,785	350,785
-Switched (TS+NTS)	(2)	5.	3,280,463	2,257,792		2,257,792	107,489		915,182	1,022,671
-Special	(2)	6.	343,768	302,648		302,648	41,120		41,120	41,120
51XX Toll -Message	(3a)	7.	-						-	-
-Private Line	(3b)	8.	-						-	-
-Settlement	(3c)	9.	-						-	-
52XX Misc.-Billing & Collection	(4)	10.	-						-	-
-Directory Advertising		11.	2,125						2,125	2,125
-Operating Rents		12.	-						-	-
-Other Misc.		13.	7,519						7,519	7,519
530X Less: Uncollectible Rev. (-)		14.	(269)						(269)	(269)
<b>Total Revenues</b>		15.	<b>4,438,529</b>	<b>2,366,974</b>	<b>302,648</b>	<b>2,669,622</b>	<b>107,489</b>	<b>41,120</b>	<b>1,620,298</b>	<b>1,768,907</b>
<b>Operating Expenses</b>										
61XX-64XX Plant Specific Oper.	(5a)	16.	2,119,544	808,890	361,166	1,170,056	383,274	55,343	18,287	949,488
65XX Plant Nonspecific Operations	(5a)	17.	103,636	57,216	9,208	66,424	15,492	1,529	788	37,212
656X Depreciation & Amortization	(5a)	18.	801,019	328,787	116,717	445,504	154,395	16,193	9,800	355,515
66XX Customer Operations	(5a)	19.	154,514	35,379	-	35,379	34,125	-	-	119,135
67XX Corporate Operations	(5a)	20.	621,464	243,932	96,218	340,150	109,555	14,704	4,763	281,314
---- Other Operating	(5a)	21.	-	-	-	-	-	-	-	-
<b>Total Expenses</b>	(5a)	22.	<b>3,800,177</b>	<b>1,474,204</b>	<b>583,309</b>	<b>2,057,513</b>	<b>696,841</b>	<b>87,769</b>	<b>33,638</b>	<b>1,742,664</b>
<b>Operating Taxes:</b>	(6)									
7240 General Taxes		23.	51,173	18,317	6,517	24,834	10,965	1,083	558	26,339
7230 State/Local Inc. Tax (Current)		24.	49,954	31,754	(25,964)	49,306	(58,876)	(4,313)	(3,098)	648
7220 Federal Income Tax (Current)		25.	(220,167)	(331,754)	114,439	(217,315)	259,498	19,010	13,657	(295,017)
7250 Net Deferred Income Taxes		26.	-	-	-	-	-	-	-	-
7210 Net Investment Tax Credits		27.	-	-	-	-	-	-	-	-
<b>Total Taxes</b>		28.	<b>(119,040)</b>	<b>(238,167)</b>	<b>94,992</b>	<b>(143,175)</b>	<b>211,587</b>	<b>15,780</b>	<b>11,117</b>	<b>(214,349)</b>
<b>Net Operating Income</b>		29.	<b>757,392</b>	<b>1,130,937</b>	<b>(375,653)</b>	<b>755,284</b>	<b>(800,939)</b>	<b>(62,429)</b>	<b>(44,755)</b>	<b>2,108</b>

2013 FORM 1 INPUT MASTER

COMPANY NAME: Midvale Telephone Company, Inc.

For The Year Ended: December 31, 2013

Seperated Results of Idaho Operations

FCC Account and Description	Note No.	Line No.	Total Idaho Operations Subject To Separations	Interstate Operation			Intrastate Operation			Total	
				MTS & WATS Switched Access	TOLL PLS Special Access	TOLL PLS Special Access	MTS & WATS Switched Access	TOLL PLS Special Access	EAS		Local (other)
<b>Average Rate Base</b>											
2001 Telecom: Plant in Service	(5b)	1.	17,445,568	5,919,656	2,286,283		3,846,539	379,765	195,711	4,817,614	9,239,629
2005 Plant Acquisition Adjustment		2.	-								-
3100 Less: Accumulated Depr. (-)	(5c)	3.	(11,312,392)	(3,634,441)	(1,496,308)		(2,322,125)	(256,461)	(108,287)	(3,494,770)	(6,181,643)
34xx-36xx Accumulated Amort. (-)	(5)	4.	-								-
4100-4340 Accum. Deferred Tax (-)		5.	(1,189,288)	(401,090)	(194,961)		(246,895)	(30,703)	(12,123)	(303,516)	(593,237)
1220 Materials and Supplies		6.	111,970	32,029	9,127		30,279	1,825	1,621	37,089	70,814
---- Equal Access Equipment	(7)	7.	-								-
---- Other Rate Base		8.	474,382	156,434	74,282		112,520	11,946	5,504	113,696	243,666
<b>Total Average Rate Base</b>		9.	<b>5,530,240</b>	<b>2,072,588</b>	<b>678,423</b>		<b>1,420,318</b>	<b>106,372</b>	<b>82,426</b>	<b>1,170,113</b>	<b>2,779,229</b>

2013 FORM I INPUT MASTER		For The Year Ended: December 31, 2013		Separated Results of Idaho Operations						
COMPANY NAME: Midvale Telephone Company, Inc.		Interstate Operation		Intrastate Operation						
FCC Account and Description	Note No.	Line No.	Total Idaho Operations Subject To Separations	MTS & WATS Switched Access	TOLL PLS Special Access	MTS & WATS Switched Access	TOLL PLS Special Access	EAS	Local (other)	Total
<b>PLANT IN SERVICE DETAIL</b>										
21XX General Support Facilities		1.	2,324,438	788,732	304,623	1,093,355	512,511	26,076	641,896	1,231,083
22XX Central Office Equipment:										
CAT 1-Operator Systems		2.	-	-	-	-	-	-	-	-
CAT 2-Tandem Switching (Alloc.)		3.	-	-	-	-	-	-	-	-
CAT 2-Tandem Switching (Assign.)		4.	-	-	-	-	-	-	-	-
CAT 3-Local Switching		5.	1,779,938	1,512,947	1,512,947	-	-	27,658	266,991	266,991
CAT 4.12-Exch. Trunk (Joint Use)		6.	27,658	-	-	-	-	-	-	27,658
CAT 4.12-Exch. Trunk (Ded. Use)		7.	1,310,964	1,165,430	1,165,430	-	-	145,534	-	145,534
CAT 4.13-Subscr. Line (Joint Use)		8.	1,339,551	330,469	8,837	339,306	330,469	8,837	660,939	1,000,245
CAT 4.13-Subscr. Line (Ded. Use)		9.	-	-	-	-	-	-	-	-
CAT 4.23-IX Trunk (Joint Use)		10.	834,862	482,818	-	482,818	352,044	-	-	352,044
CAT 4.23-IX Trunk Ckt. (Ded. Use)		11.	23,115	8,158	8,158	-	14,957	-	-	14,957
CAT 4.3-Host/Remote Trunk Ckt. Other COE		12.	-	-	-	-	-	-	-	-
13.		13.	-	-	-	-	-	-	-	-
14.		14.	5,316,088	2,326,234	1,182,425	3,508,659	682,513	27,658	927,930	1,807,429
23XX Information Orig./Term. Equipment:										
CAT 1-Regulated CPE		15.	-	-	-	-	-	-	-	-
Other IOT		16.	-	-	-	-	-	-	-	-
17.		17.	-	-	-	-	-	-	-	-
24XX Cable & Wire Facilities:										
CAT 1.3-Subscriber Line (Common)		18.	6,495,576	1,623,894	-	1,623,894	1,623,894	-	3,247,788	4,871,682
CAT 1.1.2-Subscriber Line (Ded.)		19.	86,848	-	43,424	43,424	43,424	-	-	43,424
CAT 2-Exch. Trunk (Joint Use)		20.	141,977	-	-	-	-	141,977	-	141,977
CAT 2-Exch. Trunk (Ded. Use)		21.	130,203	79,653	79,653	79,653	50,550	-	-	50,550
CAT 3-IX Trunk (Joint Use)		22.	2,932,768	1,180,796	662,906	1,843,702	1,027,621	61,445	-	1,089,066
CAT 3-IX Trunk (Ded. Use)		23.	17,670	13,252	13,252	13,252	4,418	-	-	4,418
CAT 4-Host/Remote Trunk Other C&WF		24.	-	-	-	-	-	-	-	-
25.		25.	-	-	-	-	-	-	-	-
26.		26.	9,805,042	2,804,690	799,235	3,603,925	2,651,515	141,977	3,247,788	6,201,117
26XX Other Assets:										
Capital Leases		27.	-	-	-	-	-	-	-	-
Leasehold Improvements		28.	-	-	-	-	-	-	-	-
Intangibles		29.	-	-	-	-	-	-	-	-
Total Other Assets		30.	-	-	-	-	-	-	-	-
Total Telecom. Plant in Service (5b)		31.	17,445,588	5,919,656	2,286,283	8,205,939	3,846,539	195,711	4,817,614	9,239,629

2013 FORM I INPUT MASTER												
COMPANY NAME: Midvale Telephone Company, Inc.												
For The Year Ended: December 31, 2013												
Separated Results of Idaho Operations												
FCC Account and Description	Note No.	Line No.	Total Idaho Operations Subject To Separations			Interstate Operation			Intrastate Operation			Total
			MTS & WATS Switched Access	TOLL PLS Special Access	TOLL PLS Special Access	MTS & WATS Switched Access	TOLL PLS Special Access	TOLL PLS Special Access	EAS	Local (other)		
<b>Depreciation &amp; Amortization</b>												
<b>Accumulated Depreciation Detail</b>												
311X General Support Facilities		1.	(1,484,724)	(503,799)	(194,577)	(698,376)	(327,364)	(32,320)	(16,656)	(410,008)	(786,348)	
312X Central Office Switching		2.	(1,172,308)	(996,462)		(996,462)				(175,846)	(175,846)	
312X Operator Systems		3.	-	(601,370)	(851,387)	-	(503,024)	(122,319)	(19,915)	(476,551)	(1,121,809)	
312X Central Office Transmission		4.	(2,574,566)			(1,452,757)						
313X Information Orig./Term. Equip.		5.	-	(1,532,810)	(450,344)	(1,983,154)	(1,491,737)	(101,822)	(71,716)	(2,432,365)	(4,097,640)	
314X Cable & Wire Facilities		6.	(6,080,794)	(3,634,441)	(1,496,308)	(5,130,749)	(2,322,125)	(256,461)	(108,287)	(3,494,770)	(6,181,643)	
<b>Total Accumulated Depreciation</b>	(5c)	7.	(11,312,392)									
<b>Accumulated Amortization Detail</b>												
3410 Capital Leases		8.	-	-	-	-	-	-	-	-	-	
3420 Leasehold Improvements		9.	-	-	-	-	-	-	-	-	-	
3500 Intangibles		10.	-	-	-	-	-	-	-	-	-	
3600 Acquisition Adjustment		11.	-	-	-	-	-	-	-	-	-	
<b>Total Accumulated Amortization</b>	(5c)	12.	-	-	-	-	-	-	-	-	-	

2013 FORM I INPUT MASTER		For The Year Ended: December 31, 2013		Seperated Results of Idaho Operations	
COMPANY NAME: Midvale Telephone Company, Inc.					
FCC Account and Description	Note No.	Line No.	Total Idaho Operations Subject To Separations	Interstate Operation MTS & WATS Switched Access TOLL PLS Special Access Total	MTS & WATS Switched Access TOLL PLS Special Access EAS Local (other) Total
<b>OPERATING EXPENSE DETAIL</b>					
<b>61XX-64XX Plant Specific Operations</b>					
6110-20 General Support Facilities		1.	156,851	73,779	83,072
621X Central Office Switching		2.	165,663	20,556	43,314
6220 Operator Systems		3.	-	36,847	28,917
623X Central Office Transmission		4.	1,116,177	488,421	379,491
63XX Information Orig./Term. Equip.		5.	-	248,265	194,830
64XX Cable & Wire Facilities		6.	680,853	194,755	225,523
<b>Total Plant Specific</b>		<b>7.</b>	<b>2,119,544</b>	<b>361,166</b>	<b>949,488</b>
<b>65XX Plant Nonspecific Operations</b>					
6512 Provisioning		8.	-	-	-
653X Network Operations		9.	70,261	9,208	19,403
6540 Access Paid to LECs		10.	33,375	33,375	-
<b>Total Plant Nonspecific</b>		<b>11.</b>	<b>103,636</b>	<b>9,208</b>	<b>37,212</b>
<b>656X Depreciation &amp; Amortization</b>					
6561 General Support Facilities		12.	59,083	7,743	16,316
6561 Central Office Switching		13.	176,444	149,977	26,467
6561 Operator Systems		14.	-	-	-
6561 Central Office Transmission		15.	231,480	72,364	40,436
6561 Information Orig./Term. Equip.		16.	-	48,027	1,690
6561 Cable & Wire Facilities		17.	334,012	100,405	91,908
6563 Capital Leases		18.	-	36,610	7,447
6563 Leasehold Improvements		19.	-	-	-
6564 Intangibles		20.	-	-	-
6565 Acquisition Adjustment		21.	-	-	-
<b>Total Depreciation &amp; Amortization</b>		<b>22.</b>	<b>801,019</b>	<b>116,717</b>	<b>175,127</b>
				<b>16,193</b>	<b>9,800</b>
			<b>445,504</b>	<b>154,395</b>	<b>355,515</b>

2013 FORM INPUT MASTER		For The Year Ended: December 31, 2013		Separated Results of Idaho Operations	
COMPANY NAME: Midvale Telephone Company, Inc.					
FCC Account and Description	Note No.	Total Idaho Operations Subject To Separations	Interstate Operation	Intrastate Operation	Total
			MTS & WATS Switched Access	TOLL PLS Special Access	Total
			MTS & WATS Switched Access	TOLL PLS Special Access	Total
			MTS & WATS Switched Access	EAS	Local (other)
					Total
<b>OPERATING EXPENSE (continued)</b>					
<b>66XX Customer Operations</b>					
661X Marketing		49,424	-	-	49,424
662X Operator Services		700	-	700	700
662X Directory Publishing-Alpha.		4,009	1,268	-	2,741
662X Directory Publishing-Classified		-	-	-	-
662X Directory Publishing-Foreign		-	-	-	-
6623 Service Order Proc.-End User		22,942	6,195	5,276	11,471
6623 Payment & Collection-End User		17,207	5,358	5,863	5,986
6623 Billing Inquiry-End User		17,207	4,302	6,022	6,883
6623 Service Order Proc.-CXR		-	-	-	-
6623 Payment & Collection-CXR		-	-	-	-
6623 Billing Inquiry-CXR		-	-	-	-
6623 Coin Administration		-	-	-	-
6623 Rev. Acctg.-Toll Ticket Proc.		-	-	-	-
6623 Rev. Acctg.-Local Mess. Proc.		2,136	607	1,529	1,529
6623 Rev. Acctg.-Other Bill & Coll.		26,864	8,012	9,426	18,852
6623 Rev. Acctg.-SLC Billing		1,414	1,414	-	-
6623 Rev. Acctg.-CXR B & C	(9)	8,776	4,388	4,388	4,388
6623 B & C Amts Paid to LECs	(9)	-	-	-	-
6623 Other Customer Service		3,835	3,835	-	-
<b>Total Customer Operations</b>	(5a)	<b>154,514</b>	<b>35,379</b>	<b>34,125</b>	<b>119,135</b>
<b>67XX Corporate Operations:</b>					
671X Executive & Planning		154,095	57,404	24,643	72,048
672X General & Administrative		467,369	186,528	71,575	209,266
6728 EAS Settlement Expense		-	-	10,938	113,288
<b>Total Corporate Operations</b>	(5a)	<b>621,464</b>	<b>243,932</b>	<b>14,704</b>	<b>281,314</b>
<b>Other Operating Expenses:</b>					
Equal Access Provision	(10)	-	-	-	-
Universal Service Fund	(11)	-	-	-	-
Lifeline Connection Assistance	(12)	-	-	-	-
<b>Total Other</b>	(5a)	<b>-</b>	<b>-</b>	<b>-</b>	<b>-</b>
<b>Total Operating Expenses</b>	(5a)	<b>3,800,177</b>	<b>1,474,204</b>	<b>87,769</b>	<b>1,742,664</b>



2013 FORM 1 INPUT MASTER													
COMPANY NAME: Midvale Telephone Company, Inc.													
For The Year Ended: December 31, 2013													
Separated Results of Idaho Operations													
FCC Account and Description	Note No.	Line No.	Total Idaho Operations Subject To Separations	Interstate Operation			Intrastate Operation			Total	EAS	Local (other)	Total
				MTS & WATS Switched Access	TOLL PLS Special Access	TOLL PLS Special Access	MTS & WATS Switched Access	TOLL PLS Special Access	TOLL PLS Special Access				
<b>OPERATING TAXES DETAIL</b>													
7240 General Taxes													
7240 Property			49,730	16,874	6,517	23,391	10,965	1,083	558	13,733		26,339	
7240 Gross Receipts			-	-	-	-	-	-	-	-	-	-	
7240 PUC Fee			-	-	-	-	-	-	-	-	-	-	
7240 Franchise Fees			-	-	-	-	-	-	-	-	-	-	
7240 Other			1,443	1,443	1,443	1,443	-	-	-	-	-	-	
<b>Total General Taxes</b>			<b>51,173</b>	<b>18,317</b>	<b>6,517</b>	<b>24,834</b>	<b>10,965</b>	<b>1,083</b>	<b>558</b>	<b>13,733</b>		<b>26,339</b>	
72XX Income Taxes (Calculated)													
Net Income Before SIT & FIT	(13)		587,179	874,453	(287,178)	587,275	(600,317)	(47,732)	(34,196)	682,149		(96)	
Less Fixed Charges (-)	8.		95,448	38,187	11,767	49,954	24,512	835	1,421	18,726		45,494	
<b>Subtotal (lines 7-8)</b>	(14)		<b>491,731</b>	<b>836,266</b>	<b>(298,945)</b>	<b>537,321</b>	<b>(624,829)</b>	<b>(48,567)</b>	<b>(35,617)</b>	<b>663,423</b>		<b>(45,590)</b>	
Other SIT Base Add/Ded. (+/-)	(15)		-	-	-	-	-	-	-	-		-	
<b>SIT Taxable Inc. (lines 9+-10)</b>	(15)		<b>491,731</b>	<b>836,266</b>	<b>(298,945)</b>	<b>537,321</b>	<b>(624,829)</b>	<b>(48,567)</b>	<b>(35,617)</b>	<b>663,423</b>		<b>(45,590)</b>	
7230 SIT-Current (at 8%)	(16)		42,188	66,901	(23,916)	42,986	(49,986)	(3,885)	-	53,074		(798)	
Other FIT Base Add/Ded. (+/-)	(17)		-	-	-	-	-	-	-	-		-	
<b>FIT Taxable Inc. (lines 9-12+-13)</b>	(17)		<b>449,543</b>	<b>769,365</b>	<b>(275,029)</b>	<b>494,335</b>	<b>(574,843)</b>	<b>(44,682)</b>	<b>(35,617)</b>	<b>610,349</b>		<b>(9,175)</b>	
Gross FIT	15.		164,954	261,584	(93,510)	168,074	(195,447)	(15,192)	-	207,519		(3,120)	
7210P Claimed ITC (-)	16.		-	-	-	-	-	-	-	-		-	
Surtax Elimination (-)	17.		-	-	-	-	-	-	-	-		-	
<b>7220 FIT-Current (lines 15-16-17)</b>	(18)		<b>164,954</b>	<b>261,584</b>	<b>(93,510)</b>	<b>168,074</b>	<b>(195,447)</b>	<b>(15,192)</b>	<b>-</b>	<b>207,519</b>		<b>(3,120)</b>	

2013 FORM 1 INPUT MASTER		For The Year Ended: December 31, 2013		Separated Results of Idaho Operations					
COMPANY NAME: Midvale Telephone Company, Inc.		For The Year Ended: December 31, 2013		Separated Results of Idaho Operations					
FCC Account and Description	Note No.	Line No.	Total Idaho Operations Subject To Separations	Interstate Operation MTS & WATS Switched Access	TOLL PLS Special Access	Intrastate Operation MTS & WATS Switched Access	TOLL PLS Special Access	Local (other)	Total
2013 FORM 1 INPUT MASTER									
COMPANY NAME: Midvale Telephone Company, Inc.									
For The Year Ended: December 31, 2013									
Separated Results of Idaho Operations									
Total Idaho									
Operations Subject To Separations									
Interstate									
EAS									
Local (Other)									
Separation Parameters									
Plant									
SLU Minutes of Use (MOU)		1.	0						
SLU Factor		2.	1.000000	0.30629	0.23967			0.45404	
Base SPF - January 1		3.	1.000000	0.25	0.25			0.5	
Base SPF - December 31		4.	1.000000	0.25	0.25			0.5	
Current Composite SPF	(20)	5.	1.000000	0.25	0.25			0.5	
1996 Weighted DEM		6.	1.000000	0.85				0.15	
1996 Unweighted DEM		7.	0.319552	0.319552	0			0	
Current CAT 3 Dial Equipment Minutes	(21)	8.	0						
Current Composite DEM Factor		9.	1.000000	0.85				0.15	
Exchange Trunk - Joint Use MOU	(22)	10.	0						
Host/Remote MOU Kilometers	(23)	11.	0						
Equal Access MOU	(24)	12.	0						
Operator Standard Work Seconds	(25)	13.	0						
Tandem Switching MOU	(26)	14.	0						
IX Conversation MOU		15.	0						
IX Conversation Minute Kilometers		16.	0						
Other Parameters		17.	837						
Access Lines		18.	1,886,421						
Unseparated Loop Cost @ 11.1 ROR	(27)	18.							
Gross Billed Revenues		19.	0						
-Marketing Allocation Basis	(28a)	19.	0						
-Payment & Collection-End User	(28b)	20.	0						
-Payment & Collection-CXR	(28c)	21.	380,562	194,523	186,039				
Service Order Contacts		22.	6,134					6,134	
-Service Order Proc.-End User	(29a)	22.	15		7				
-Service Order Proc.-CXR	(29b)	23.	15						
Billing Inquiry Contacts		24.	12						
-Billing Inquiry-End User	(30a)	24.	48		35				
-Billing Inquiry-CXR	(30b)	25.	367,609	104,412	263,197				
SP+RC Toll Messages	(31)	26.	0						
EAS/Local Messages (Msg. Proc.)	(32)	27.	0.82	0.372525	0.182086			0.007916	0.253116
'BIG 3' Expense Factor-Message		28.	0.18	0.159919	0.024438				
-PLS & Special Access		29.	0						
Operator Services Expense - Factor		30.	0						
Access Minutes of Use (End Office)		31.	3,951,843	2,802,360	1,149,483				